

# UFD® Brand

UFD® BRAND IS THE MOST PRECISE ADHESIVE APPLICATOR FOR SIZE AND PLACEMENT OF MULTIPLE FIBER SIZE PATTERNS IN THE INDUSTRY. ITW DYNATEC INVENTED LAMINATED PLATE TECHNOLOGY, WHICH IS USED IN ALL ITW DYNATEC UFD® NOZZLES AND IS THE MOST EFFECTIVE WAY TO APPLY FIBERIZED ADHESIVE.

## PERFORMANCE

Industry-trusted pneumatic operation ensures precise adhesive placement, accurate coat weights and is not line-speed limited.

## SIMPLICITY

Single screw nozzle mount allows for quick nozzle replacement.

## RELIABILITY

All stainless steel nozzle construction and internally filtered heated air give longer service life.





Fig. with optional protection side cover

## UFD® BRAND FIBERIZED SPRAY APPLICATOR


UFD® Brand fiberized spray applicators provide exceptional value and adhesive savings when compared to spiral spray and other traditional applicator heads. With ITW Dynatec's patented UFD® Omega™ and random fiber patterns, UFD® Brand applicator heads provide up to 50% adhesive savings by using much less glue while maintaining, if not improving, bond strength.

### FEATURES

- Patented Omega™ and random fiber patterns use less adhesive and maintain or improve bond strength.
- Consistent coat weight application eliminates ridges and valleys common when using swirl applicators.
- Continuous pattern edge accuracy of ±2 millimeter, depending on the adhesive.
- Line-speed tracking and consistent coat weights regardless of variances of web-speed.
- Web width pattern changes without interruption when utilizing multiple solenoid inputs.
- Vast range of coat-weight capabilities.
- Patterns are not line-speed limited.



Omega Pattern



Random Fiber Pattern

### TECHNICAL DATA

System	UFD 050	UFD 075	UFD 100	UFD 150
<b>Number of modules</b>	1 or 2	3	4	6
<b>Operating temperature range</b>	38° to 218°C (100° to 425°F)	38° to 218°C (100° to 425°F)	38° to 218°C (100° to 425°F)	38° to 218°C (100° to 425°F)
<b>Viscosity range</b>	100 to 30,000 mPas/cps	100 to 30,000 mPas/cps	100 to 30,000 mPas/cps	100 to 30,000 mPas/cps
<b>Warm-Up time</b>	15 min. (cold start), 5 min. (module change)	15 min. (cold start), 5 min. (module change)	15 min. (cold start), 5 min. (module change)	15 min. (cold start), 5 min. (module change)
<b>Pneumatic pressure range to solenoid</b>	4,1 to 6,9bar (60 to 100psi)	4,1 to 6,9bar (60 to 100psi)	4,1 to 6,9bar (60 to 100psi)	4,1 to 6,9bar (60 to 100psi)
<b>Supply voltage setup</b>	200-240V 1Ph 50-60 Hz	200-240V 1Ph 50-60 Hz	200-240V 1Ph 50-60 Hz	200-240V 1Ph 50-60 Hz
<b>Process air pressure range</b>	0-2.7 bar (0 to 40 psi)	0-2.7 bar (0 to 40 psi)	0-2.7 bar (0 to 40 psi)	0-2.7 bar (0 to 40 psi)
<b>Height</b>	261 mm (10.28 in)	261 mm (10.28 in)	261 mm (10.28 in)	261 mm (10.28 in)
<b>Depth</b>	146.3 mm (5.76 in)	146.3 mm (5.76 in)	146.3 mm (5.76 in)	146.3 mm (5.76 in)
<b>Width</b>	50 mm (1.97 in)	75 mm (2.95 in)	100 mm (3.94 in)	150 mm (5.91 in)

### LOCATIONS

**Americas**  
ITW Dynatec  
31 Volunteers Drive  
Hendersonville, TN 37075  
USA  
Phone: +1.615.824.3634  
info@itwdynatec.com  
www.itwdynatec.com

**China**  
ITW Dynatec Suzhou  
NO. 2, Anzhi Street,  
SIP, Suzhou, 215122, China  
Phone +86.512.6289.0620  
Fax +86.512.6289.0621  
info@itwdynatec.cn  
www.itwdynatec.cn

**Japan**  
ITW Dynatec K.K  
Flos Kamata  
26-11, Nishikamata 7-chome  
Ota-ku, Tokyo 144-0051, Japan  
Phone: +81.3.5703.5501  
Fax: +81.3.5703.5505  
info@itwdynatec.co.jp  
www.jp.itwdynatec.com

**Europe, Middle East  
and Africa**  
ITW Dynatec GmbH  
Industriestraße 28  
40822 Mettmann, Germany  
Phone: +49.2104.915.0  
Fax: +49.2104.915.111  
info@itwdynatec.de  
www.itwdynatec.de

